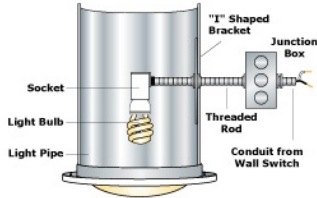


Sun Glo Accessories

Light Kits

Now you have the option of a light inside your Sun Glo. The 10" uses a single bulb while the 14" uses two bulbs. This gives a nice streamlined look.



Bathroom Vent Kit

Use in conjunction with the 10" Sun Glo to ventilate your bathroom or any room you want to exhaust.. They both use a mix flo 105 cfm remote fan unit. Low noise with maximum air flow is produced.



Contact Information

Phone:
(916) 630-8782

Email:
solarise@ymail.com

Web:
www.solarisetubeskylights.com

Owner operated installers
No subcontractors



Sun Glo fits all roof types Including:

- * Composition* Tile * Shake *
- * Steel Tile * Flat roofs *

The Low Pro 500 Flashing and SuperDome are half the height of the competition giving you an almost invisible look from your street which is very desirable to neighbors and home owners associations.

Now you have a choice other than a bubble!

Competition bubble type at 15 inches tall!



Sun Glo at 7 inches tall!

SOLARISE^{INC.}



50 Year Warranty

SUN GLO[®]

Tubular Skylights



Your Best and Brightest Choice in Daylighting!




SuperDome

Injection molded dome with u/v inhibitors. Made from high impact acrylic.


LowPro 500

Square low profile double pitched design ensures maximum angle, directing sunlight down the tube more efficiently than bubble tubes. 24 gauge galvanized steel. Painted to match your roof at time of install. Fastened with screws and sealant.

The **pitch plate** is white to reflect more light down the tube and reflect radiant heat away. The raised sides act as low light reflectors allowing light to enter the tube during winter months when the sun is lower in the horizon.



Vortex™ solar attic fans
www.vortexsolarfan.com



Great For:


Bathrooms, hallways, closets, laundry rooms, kitchens, dining rooms, family rooms, great rooms, entryways, home offices, garages and more.

EPDM rubber seals throughout prevent water, bug intrusion and provides a thermal break to stop heat and cold transfer.

SpectraLume
 With 98% reflectivity, SpectraLume light pipes provide more daylight from early morning to late afternoon. A 78% advantage over the competition at angles of 0 to 45 degrees.

Optifuse

Using an optical diffusion delivery system. Optifuse is able to spread the light evenly throughout your rooms. With an elegant white ring it will complement any decor. Attaches with rare earth magnets so there are no visible fasteners.



Glass Refractions

The elegance of frosted glass with excellent light diffusion giving your home a more traditional look.



Tube Size (diameter)	Coverage Area	Wattage Equivalent	Max Tube Length
10 inch	150-200 sf	Upto 300	30'
14 inch	250-300 sf	Upto 500	30'
18 inch	450-500 sf	Upto 1000	30'
21 inch	650-700 sf	Upto 1450	30'